

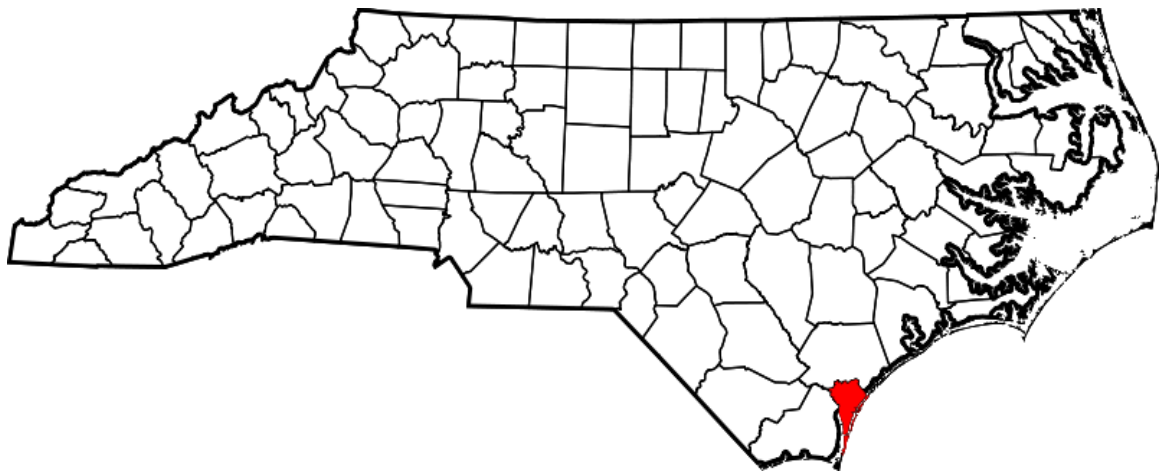
**New Hanover County Community Assessment**  
**Warren Brown, David Glendenning, Sarah Rivenbark,**  
**Matt Stevens and Mike Storms**  
**New Hanover Regional EMS – Community Paramedicine**

NHC ASSESSMENT

**Unit One – The Community**

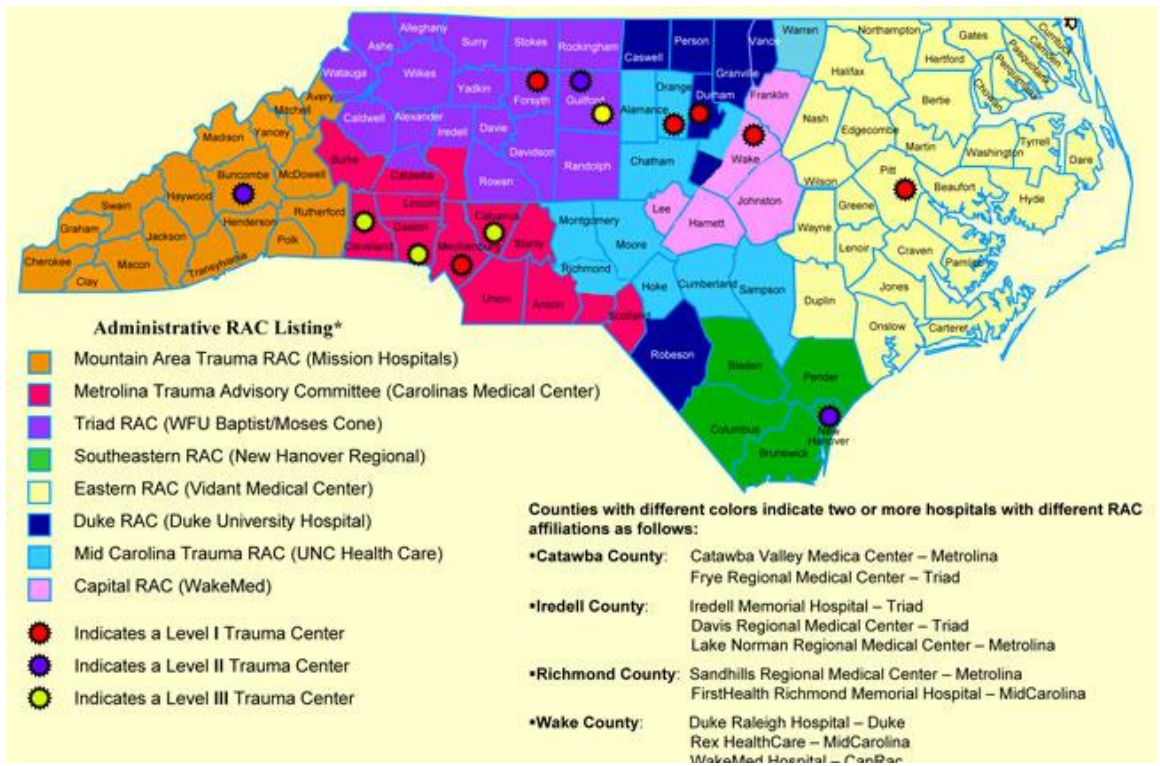
*Unit 1a – Remote classification systems*

New Hanover County, North Carolina, is the second smallest county in North Carolina, but one of the most densely populated. New Hanover County is located in southeastern North Carolina and has a total land area of 220 square miles, with over 21 square miles of the total area consisting of water and wetlands. Being a coastal county, the average height above sea level is only 40 feet, with the highest point in the county only 75 feet above sea level. The New Hanover County seat is the city of Wilmington, which is over 250 years old and situated along the Cape Fear River. Along with Wilmington, New Hanover County is home to three other incorporated municipalities: Kure Beach, Carolina Beach and Wrightsville Beach. New Hanover County contains a major container seaport, an international airport and Interstate 40, which ends in New Hanover County. New Hanover County is viewed throughout the state as a cultural, medical, educational and economic hub for the southeastern region of North Carolina.



<https://familysearch.org/learn/wiki/en/images/5/5b/Nc-new-hanover.png>

NHC ASSESSMENT



[http://www.ncdhhs.gov/dhsr/ems/trauma/img/rac\\_map.jpg](http://www.ncdhhs.gov/dhsr/ems/trauma/img/rac_map.jpg)



[http://dcm2.enr.state.nc.us/Maps/newhan\\_rate.htm](http://dcm2.enr.state.nc.us/Maps/newhan_rate.htm)

## NHC ASSESSMENT

### *Unit 1b – Climate and geography*

The climate of New Hanover County is hot and humid during the summer, with mild temperatures throughout the winter. The biggest climate impact to delivery of health services is related to hurricanes. Hurricane season runs from June 1<sup>st</sup> through November 30<sup>th</sup> each year, with the majority of hurricanes impacting New Hanover County in August and September. It is not uncommon for the beach towns to undergo voluntary evacuations during storms, with large hurricanes prompting mandatory evacuations. Also, the largest hospital in New Hanover County, New Hanover Regional Medical Center, is only rated to withstand up to a Category Three hurricane, with a larger storm requiring evacuation of this 628 bed hospital. The geography of New Hanover County benefits the residence in obtaining health services, with the small land area putting residents only a short distance from significant medical resources and a Level II Trauma Center.

### *Unit 1c – Transport and communications*

New Hanover County 911 responses are handled by New Hanover Regional Emergency Medical Service. NHREMS consists of 12 Advanced Life Support ambulances, Six Basic Life Support ambulances, Seven Critical Care ambulances and 2 Medical Helicopters. Along with being responsible for every 911 response in New Hanover County, NHREMS conducts convalescent transports, critical care transports in and out of the county and mutual aid responses to surrounding counties. New Hanover Regional Medical Center also provides a service known as Vitaline, which is a phone resource for obtaining medical information. Residents of the region can call this service and speak with a Nurse at any time, day or night. Public transportation is provided by Wave Transit, who maintains bus routes throughout the county.

## NHC ASSESSMENT

This allows cheap and easy access to most medical facilities in the county. Wave Transit also provides a program known as DART (Dial-A-Ride Transportation) that provides a wheelchair van for wheelchair bound persons at a rate of \$4 each way. Due to the small size and urban design of New Hanover County, 94% of the residents live within 10 miles of a major four-lane highway. This allows easy access by privately owned vehicle to the region.

### *Unit 1d – History*

New Hanover County has a long and rich history, which includes an architectural heritage reflected in the 200-block National Register Historic District. It is also the home of Fort Fisher, which was the epicenter of Confederate blockade running during the Civil War. Fort Fisher was the final spot in the South to fall to the Union Army before the end of the Civil War. The New Hanover County Health Department was formed in the late 1870's, as a group of health officers who reported to a former Civil War surgeon. In more modern times, New Hanover County has established itself as the leading source of healthcare in the Southeast region of North Carolina. North Carolina's Office of Emergency Medical Services is responsible for designating and maintaining Regional Advisory Committees for the purposes of regional trauma planning and coordination of responses to disasters and terrorist events. New Hanover Regional Medical Center is the head of the South Eastern Regional Advisory Committee.

### *1e – Socioeconomic issues*

New Hanover County is a well educated area and exceeds the state average in both high school graduates (89.1% compared to 83.0%) and those 25 and older who have a bachelor's degree or higher (35.5% compared to 25.8%)(NHC, 2011, p.12). Despite the educational

## NHC ASSESSMENT

differences, New Hanover County and the state of North Carolina share an almost identical percentage of residents below the poverty level (16% compared to 16.2%), with median household incomes also close (\$44,719 compared to \$43,754) (NHC, 2011, p.13). According to data from 2010, 79.1% of New Hanover County residents consider themselves “White.” African Americans make up 14.8% of the county’s population (NHC, 2011, p.12). African Americans, both male and female, experience a higher incidence of death from the following causes: Heart Disease, Cancers, Strokes, Diabetes and Homicide (NHC, 2011, p.67). Education level, poverty and housing are three important social determinants of health. One of the goals of Healthy North Carolina 2020 is to Increase the High School graduation rate, which will lead to decreased poverty and better living conditions (Healthy NC 2020, 2011, p.28-29).

### *If – Community Infrastructure*

Despite tough economic times, and an unemployment rate equal to the state’s rate of 10%, New Hanover County has consistently grown in population. Between the years 2000 and 2010, New Hanover County experienced a population increase of 26.4%, compared to the statewide average of 18.5%. The area continues to draw in retirees, with a slightly higher than average amount of residents over the age of 65 (13.9% compared to 12.9%) (NHC, 2011, p.12). New Hanover County has established itself as a hub for Biotech companies, both large and small, with firms such as PPD, Lek Pharmaceuticals, AAIPharma Services and Corning Inc. all operating in the county. The film industry has also provided growth and employment for the county, with Wilmington known as “Hollywood East”. Screen Gems studios in Wilmington is the largest film production facility in the United States outside of California, with over 300 films, commercials and television projects filmed since it opened in 1984 (Screen Gems). The growth

## NHC ASSESSMENT

of New Hanover County has also increased the amount of medical services available to the residents. In the past decade, New Hanover Regional Medical Center has undergone several large expansion projects, opening a dedicated Surgical Pavilion and a Women's and Children's Hospital. This in turn has attracted talented medical providers to the area, and patients that previously would have been transferred to larger facilities are now being cared for in their home community.

### *Ig – Community decision making*

The New Hanover County Health Department leads the charge for community involvement in health related decisions. Along with completing an updated Community Health Assessment every four years, the Health Department conducts frequent random surveys to assess the current state of health and the desires of the residents in regards to their health and wellbeing. The Health Department also publishes a yearly report, entitled the State of the County Health Report, to continuously track the effectiveness of programs, policies and environmental changes. This report is influenced by the random surveys as well as focus groups conducted several times a year. This provides ample opportunities for every resident of the county to voice their concerns for their health and wellbeing. Based on the community's input, the most recent health priorities for New Hanover County are Obesity, Unintentional Poisoning and Substance Abuse (NHC, 2012, p.11).

## **Unit Two – The People**

New Hanover County is a unique in several areas. The county is rich in history and it is located on the Cape Fear River and has four incorporated municipalities (NHC, 2011, p.10). The

## NHC ASSESSMENT

total population of New Hanover County from the 2010 census is 202,667. This is an increase of 26.4% (NHC, 2011, p.12).

New Hanover County has several sub-groups that includes; American Indians and Alaska Natives make up 0.5%, Asian 1.2%, African American 14.8% and Hispanic 5.3%(NHC, 2011, p.12-13). Even though the percentage of sub populations is lower than North Carolina statistics customs, education, finances and lack of a family infrastructure, many will not use access to health care. In the general population several groups should be included for not accessing available health care; senior adults, teens, the homeless and mentally ill.

The population has changed not only by increasing in number in general but by changes in subgroups also; predominately the Hispanic population and the population that is 65 and older. North Carolina saw a population increase of 65 and older of only 12.9% compared to 13.9% for New Hanover County. The Hispanic population for New Hanover County has seen a growth of only 5.3%, compared to an 8.4% increase for the state of North Carolina (NHC, 2011, p. 12).

In 2001-2009 New Hanover County had an increase of whites and minorities. Since then the white birth rate has decreased and the minority births have increased and is higher than the state average. Attached is the statics comparing New Hanover County to North Carolina.

Deaths by suicide have steadily increased over the years, outpacing the state average. New Hanover County had 136 deaths from suicide in 2009. Suicide is one of the top ten leading causes of death in New Hanover County.

	New Hanover County	North Carolina
People QuickFacts		
Population, 2012 estimate	209,234	9,752,073
Population, 2010 (April 1) estimates base	202,681	9,535,471



## NHC ASSESSMENT

Population, percent change, April 1, 2010 to July 1, 2012	3.2%	2.3%
Population, 2010	202,667	9,535,483
Persons under 5 years, percent, 2012	5.5%	6.4%
Persons under 18 years, percent, 2012	19.6%	23.4%
Persons 65 years and over, percent, 2012	14.8%	13.8%
Female persons, percent, 2012	51.7%	51.3%
White alone, percent, 2012 (a)	81.4%	71.9%
Black or African American alone, percent, 2012 (a)	14.6%	22.0%
American Indian and Alaska Native alone, percent, 2012 (a)	0.6%	1.5%
Asian alone, percent, 2012 (a)	1.4%	2.5%
Native Hawaiian and Other Pacific Islander alone, percent, 2012 (a)	0.1%	0.1%
Two or More Races, percent, 2012	1.9%	2.0%
Hispanic or Latino, percent, 2012 (b)	5.4%	8.7%
White alone, not Hispanic or Latino, percent, 2012	76.9%	64.7%
Living in same house 1 year & over, percent, 2007-2011	78.7%	83.9%
Foreign born persons, percent, 2007-2011	5.4%	7.4%
Language other than English spoken at home, percent age 5+, 2007-2011	7.6%	10.6%
High school graduate or higher, percent of persons age 25+, 2007-2011	89.5%	84.1%
Bachelor's degree or higher, percent of persons age 25+, 2007-2011	36.0%	26.5%
Veterans, 2007-2011	17,618	743,377
Mean travel time to work (minutes), workers age 16+, 2007-2011	19.9	23.4
Housing units, 2011	101,828	4,362,740
Homeownership rate, 2007-2011	60.0%	67.8%
Housing units in multi-unit structures, percent, 2007-2011	26.6%	17.0%
Median value of owner-occupied housing units, 2007-2011	\$227,500	\$152,700
Households, 2007-2011	84,825	3,664,119

## NHC ASSESSMENT

Persons per household, 2007-2011	2.3	2.5
Per capita money income in the past 12 months (2011 dollars), 2007-2011	\$29,981	\$25,256
Median household income, 2007-2011	\$48,893	\$46,291
Persons below poverty level, percent, 2007-2011	15.9%	16.1%
		North
Business QuickFacts	New Hanover County	Carolina
Private nonfarm establishments, 2011	6,634	215,113
Private nonfarm employment, 2011	83,669	3,284,592
Private nonfarm employment, percent change, 2010-2011	2.4%	1.5%
Nonemployer establishments, 2011	17,257	656,617
Total number of firms, 2007	22,306	798,791
Black-owned firms, percent, 2007	5.9%	10.5%
American Indian- and Alaska Native-owned firms, percent, 2007	0.4%	1.0%
Asian-owned firms, percent, 2007	1.4%	2.5%
Native Hawaiian and Other Pacific Islander-owned firms, percent, 2007	F	0.1%
Hispanic-owned firms, percent, 2007	S	2.7%
Women-owned firms, percent, 2007	26.6%	28.2%
Manufacturers shipments, 2007 (\$1000)	2,883,612	205,867,299
Merchant wholesaler sales, 2007 (\$1000)	1,410,140	88,795,885
Retail sales, 2007 (\$1000)	3,825,475	114,578,173
Retail sales per capita, 2007	\$20,126	\$12,641
Accommodation and food services sales, 2007 (\$1000)	525,548	16,126,939
Building permits, 2012	1,593	48,692
Geography QuickFacts	New Hanover County	North

## NHC ASSESSMENT

		Carolina
Land area in square miles, 2010	191.53	48,617.91
Persons per square mile, 2010	1,058.1	196.1
FIPS Code	129	37
Metropolitan or Micropolitan Statistical Area	Wilmington, NC Metro Area	

(a) Includes persons reporting only one race.

(b) Hispanics may be of any race, so also are included in applicable race categories.

FN: Footnote on this item for this area in place of data

NA: Not available

D: Suppressed to avoid disclosure of confidential information

X: Not applicable

S: Suppressed; does not meet publication standards

Z: Value greater than zero but less than half unit of measure shown

F: Fewer than 100 firms

Source: US Census Bureau State & County QuickFacts

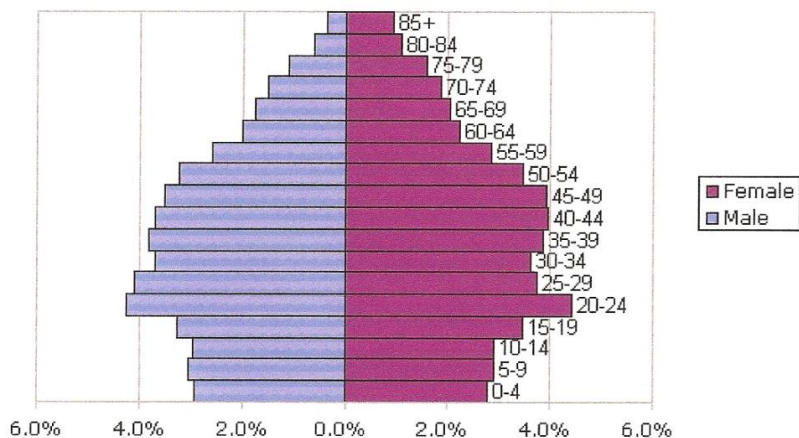
# CensusScope

[HTTP://WWW.CENSUSSCOPE.ORG](http://www.censuscope.org)

## New Hanover County

### AGE DISTRIBUTION

Age Distribution, 2000



When drawn as a "population pyramid," age distribution can hint at patterns of growth. A top heavy pyramid, like the one for [Grant County, North Dakota](#), suggests negative population growth that might be due to any number of factors, including high death rates, low birth rates, and increased emigration from the area. A bottom heavy pyramid, like the one drawn for [Orange County, Florida](#), suggests high birthrates, falling or stable death rates, and the potential for rapid population growth. But most areas fall somewhere between these two extremes and have a population pyramid that resembles a square, indicating slow and sustained growth with the birth rate exceeding the death rate, though not by a great margin.

#### Age Distribution by Sex, 2000

	Male		Female	
	Number	Percent	Number	Percent
<b>Total Population</b>	77,371	48.26%	82,936	51.74%
<b>0-4</b>	4,686	2.92%	4,491	2.80%
<b>5-9</b>	4,887	3.05%	4,652	2.90%
<b>10-14</b>	4,740	2.96%	4,668	2.91%
<b>15-19</b>	5,240	3.27%	5,580	3.48%
<b>20-24</b>	6,805	4.24%	7,092	4.42%
<b>25-29</b>	6,562	4.09%	5,989	3.74%
<b>30-34</b>	5,918	3.69%	5,806	3.62%
<b>35-39</b>	6,089	3.80%	6,205	3.87%
<b>40-44</b>	5,927	3.70%	6,342	3.96%
<b>45-49</b>	5,608	3.50%	6,309	3.94%
<b>50-54</b>	5,156	3.22%	5,586	3.48%
<b>55-59</b>	4,115	2.57%	4,552	2.84%
<b>60-64</b>	3,173	1.98%	3,562	2.22%
<b>65-69</b>	2,785	1.74%	3,289	2.05%
<b>70-74</b>	2,394	1.49%	3,014	1.88%

## NHC ASSESSMENT

In the general population several groups should be included for not accessing healthcare; senior adults, teens, the homeless and the mentally ill. This population and the subgroups may not utilize services because of customs, education, family structure, finances and limited access to transportation.

### **Unit Three – The Community’s Health**

North Carolina as a whole is in the part of the country that is referred to as the “Grease Belt”. Southern cooking has been consistently built on a diet of high salt and fat content. Along with poor diet, the city of Wilmington was placed tenth on the “top ten drunkest cities in America” list from *Seth Fiegerman*, Mainstreet.com (2011). This was based on analyzing 180 metropolitan areas across the county. 20.7% of the population binge drinks along with another 7.5% being classified as heavy drinkers according to *Fiegerman (2011)*. New Hanover County and North Carolina currently share the top five leading causes of death: heart disease, cancer (all sites), cerebrovascular disease, chronic lower respiratory disease, and unintentional injuries. As of 2009, New Hanover County has a higher age-adjusted death rate for heart disease compared to North Carolina’s rate (200.5 per 100,000 persons compared to 191.7 per 100,000 persons) *New Hanover County Community Assessment (2011)*.

According to the *North Carolina Public Health Behavioral Risk Factor Surveillance System (2011)*, the following data shows higher risk in many categories:

- 1) With obesity defined at a body mass index of greater than 25, New Hanover County sits at a percentage range of 62.5%-65.0%
- 2) Current smokers are more than 24.9% of the population

## NHC ASSESSMENT

- 3) Current Diabetics are at 9.8%-12.2% of the population
- 4) 15.8%-18.3% of the population has been told by a physician that they have Asthma.
- 5) 2.6%-2.8% of the population has been told by a physician that they have had a heart attack.
- 6) 17.3%-22.8% of the populations under 65 years in age do not have health insurance.

Heart disease overall sits at a rate of 200.5 per 100,000 persons. This is compared to North Carolina's overall rate of 191.7 per 200,000. The priority population that has one of the highest ranges of heart disease is the African American Male with a rate of 323.2 vs. North Carolina at 294.0 according to the *North Carolina Department of Health Statistics(2013)* from 2005-2009. Overall gender reports that males are at 255.5 and females are at 155.9 vs. North Carolina that compares at 236.2 and 144.2, respectively.

Cancer overall has been declining in New Hanover County and North Carolina. Per 100,000 population from 2001-2005, 193 deaths were reported. The data from 2005-2009 shows a decline to 185.1 reported deaths. Trachea, Bronchus, and Lung respectively lead cancer deaths in New Hanover County at a (2011)*CHA* reported rate of 55.5 of all cancer deaths. Priority population (2005-2009) is the African American male with a rate of 307.1 per 100,000. This is almost double the African American female rate of 174.8 per 100,000 populations. Of all of the cancers, it is worth reporting that breast cancer is at a 12.7 per 100,000 person death rate vs. Trachea, Bronchus, and Lung cancer at 55.5 per 100,000 population.*CHA* (2011)

Cerebrovascular diseases or Stroke are the third leading cause of death in New Hanover County and is the same compared to North Carolina. *Behavioral Risk Factor SurveillanceSystem* (2013) shows an increase from 31.1% to 36.6% in reported high blood pressure. According to the data from the *New Hanover County Community Health Assessment* (2011), diabetes has also

## NHC ASSESSMENT

increased from 10.4% to 12.4% in population. Finally, heart disease has increased from 9.5% to 10.5% per population. Priority populations include the African American male sitting at a 91.2 per 100,000 death rates per 2005-2009 data. Overall gender includes males at a rate of 46.2 and females at 39.4 rates of death per 100,000 populations. This is lower than North Carolinas male death rate of 52.0 and female of 48.6 per 100,000 populations. *New Hanover County Community Health Assessment (2011)*

Chronic lower respiratory diseases in New Hanover County are at a rate of 35.6 per 100,000 populations. This is compared to North Carolina at 47.0 per 100,000 deaths. The white female population is the highest in death rates with 39.6 per 100,000 persons. Overall genders show males higher at 36.5 vs. females at 34.9. *New Hanover County Community Health Assessment (2011)*

North Carolina is ranked 13<sup>th</sup> highest for adult prevalence among all states. New Hanover county has a reported death rate of 17.6 per 100,000 from 2005-2009. This is a decrease from 23.6 from 2001-2005. African American males hold the highest rate of death with 42.2 vs. North Carolina that has 53.3 per 100,000 populations. Overall gender death rates sit at males with 21.9 and females at 14.8 per 100,000. *New Hanover County Community Health Assessment (2011)*

Unintentional Motor Vehicle Injuries are the leading cause of death in the US for the ages of 5 to 34 in the U.S. *CDC (2012)* North Carolina, per a new CDC analysis, sits ranked at #6 in a ten state overall state cost losing 1.5 billion covering medical and work loss. New Hanover County had 116 deaths from the years 2005-2009. The white male has the most rates of death at 15.1 per 100,000 compared to the white female at 7.2. Overall gender is 16.8 for males and 7.5 per females.

## NHC ASSESSMENT

All other unintentional injuries death rates have increased from 25.8 from 2001-2005 to 28.6 from 2005-2009 per 100,000 populations in New Hanover county. When you compare males to females, males are at 43.0 and females are at 15.9 per 100,000. African American male rate is only slightly higher at 46.1 per 100,000. *New Hanover County Community Health Assessment (2011)*

Suicide rates have continued to climb from 2001-2005 (11.8) and 2005-2009(13.0) with a compared increase to North Carolina at 11.6 and 12.0, respectively. White males have the highest rates of suicide from 2005-2009 at 24.0 per 100,000. Overall gender comparison is males at 21.6 and females at 6.9 per 100,000 populations. *New Hanover County Community Health Assessment (2011)*

Pneumonia and Influenza death rates have decreased from 2001-2005 (19.7) to 2005-2009 (12.5) per 100,000 population in New Hanover County. White males carry the highest numbers of death at 13.6 per 100,000 from 2005-2009. Overall, males are at 13.9 vs. females at 11.5 per 100,000. *New Hanover County Community Health Assessment (2011)*

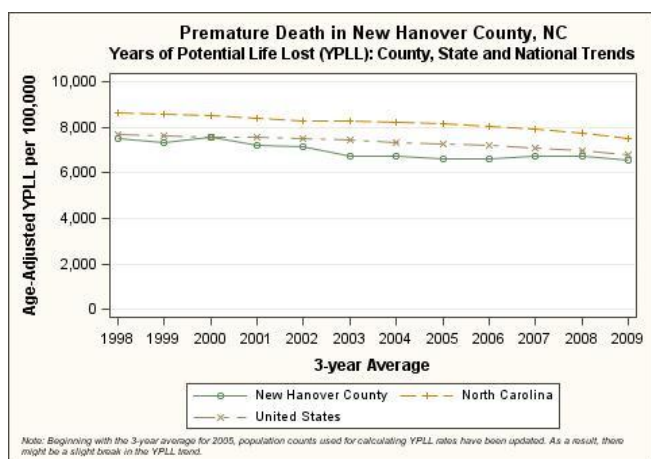
Chronic liver disease and cirrhosis is the 12<sup>th</sup> leading cause of death in New Hanover County. Death rates have increased from 8.1 in 2001-2005 to 10.0 in 2005-2009 per 100,000 populations. White males have lead death per 100,000 population at 13.4 from 2005-2009. Overall gender has been at 13.7 for males and 6.8 for females. *New Hanover County Community Health Assessment (2011)*

Comparisons between New Hanover County Health Department's annual reports from 2011-2012 and 2012-2013 show several data points that support the need for improvement in a few areas. When you compare the data from the Community Assessment that was done in 2011, the areas of need are not being reflected in the county's annual state of health reports.



## NHC ASSESSMENT

Overall health rankings on a 1 to 100 scale of county health in North Carolina rank New Hanover County at #10. *Countyhealthrankings.org* (2012) This is up from 6 in 2010. Mortality is up from 4 in 2010 at 9. Health behaviors such as smoking, obesity are at 12 in 2012 up from 7 in 2010. Socioeconomic factors (unemployment, children in poverty, etc.) rank New Hanover County 22<sup>nd</sup> in 2012. This is up from 17 in 2010. Physical environment (air pollution, fast food restaurants, etc.) are at 30 in 2012 which is up from 11 in 2011. *Countyhealthrankings.org* (2012) see charts below



Countyhealthrankings.org (2013) shows premature death

	New Hanover County	Error Margin	North Carolina	National Benchmark*	Trend	Rank (of 100)
<b>Health Outcomes</b>						<b>9</b>
Mortality						10
Premature death	6,525	6,134-6,915	7,480	5,317		
Morbidity						16
Poor or fair health	14%	13-17%	18%	10%		
Poor physical health days	3.3	2.9-3.6	3.6	2.6		
Poor mental health days	3.3	2.8-3.7	3.4	2.3		
Low birthweight	8.7%	8.3-9.2%	9.1%	6.0%		
<b>Health Factors</b>						<b>9</b>

## NHC ASSESSMENT

	New Hanover County	Error Margin	North Carolina	National Benchmark*	Trend	Rank (of 100)
<b>Health Behaviors</b>						<b>8</b>
Adult smoking	18%	16-21%	21%	13%		
Adult obesity	26%	23-29%	29%	25%		
Physical inactivity	21%	19-23%	25%	21%		
Excessive drinking	18%	16-21%	13%	7%		
Motor vehicle crash death rate	11	9-13	17	10		
Sexually transmitted infections	344		441	92		
Teen birth rate	29	28-31	46	21		
<b>Clinical Care</b>						<b>2</b>
Uninsured	19%	17-20%	19%	11%		
Primary care physicians**	1,168:1		1,480:1	1,067:1		
Dentists**	1,511:1		2,171:1	1,516:1		
Preventable hospital stays	42	40-45	63	47		
Diabetic screening	92%	88-95%	88%	90%		
Mammography screening	77%	73-81%	69%	73%		
<b>Social &amp; Economic Factors</b>						<b>20</b>
High school graduation**	80%		80%			
Some college	73%	70-77%	62%	70%		
Unemployment	9.9%		10.5%	5.0%		
Children in poverty	24%	20-29%	25%	14%		
Inadequate social support	17%	15-20%	21%	14%		
Children in single-parent households	36%	33-39%	35%	20%		
Violent crime rate	501		411	66		
<b>Physical Environment</b>						<b>48</b>
Daily fine particulate matter	12.8	12.5-13.1	12.9	8.8		
Drinking water safety	6%		3%	0%		
Access to recreational facilities	9		11	16		
Limited access to healthy foods**	8%		7%	1%		
Fast food restaurants	43%		49%	27%		

## NHC ASSESSMENT

**Unit Four – Health Services**

New Hanover County offers a variety of health services and facilities to people living within the county and the surrounding area. Hospitals include a level two Trauma Center and an Orthopedic Hospital. Health and Dental Clinics are available to assist those who are uninsured or underinsured. Facilities and services are available to provide care and resources to those with special needs.

The general population has limited knowledge of the health services and facilities. Individual services and facilities have limited knowledge about other types of services and facilities within the area. This lack of knowledge directly impacts the efficiency of the services offered.

**Hospitals:**

New Hanover Regional Medical Center  
2131 South 17<sup>th</sup> Street  
Wilmington, NC 28401  
910-343-7000

New Hanover Regional Medical Center Orthopedic Hospital  
5301 Wrightsville Avenue  
Wilmington, NC 28403  
910-452-8100

**Clinics:**

MedNorth  
925 North Fourth Street  
Wilmington, NC 28401  
910-343-0270

Cape Fear Clinic  
1605 Doctors Circle  
Wilmington, NC 28401  
910-798-3594

## NHC ASSESSMENT

## Coastal Horizons/Wilmington Health Access for Teens

4005 Oleander Drive  
Wilmington, NC 28403  
910-790-9949

## New Hanover Regional Medical Center OBGYN Clinic

2131 South 17<sup>th</sup> Street  
Wilmington, NC 28401  
910-343-7001

## New Hanover Regional Medical Center Internal Medicine Clinic

2239 South 17<sup>th</sup> Street  
Wilmington, NC 28401  
910-343-7001

**Dental**

## Brush Dental Care

414 Chestnut Street, Suite 301  
Wilmington, NC 28401  
910-762-1212

## Carolina Oral and Facial Surgery Center

1122 Medical Center Drive  
Wilmington, NC 28401  
910762-2618

## Community Dental Care

1611 Greenfield Street  
Wilmington, NC 28401  
910342-9210

## Gause, Roger DDS

415 North Seventh Street  
Wilmington, NC 28401+  
910-762-5961

## Hasson, Michael DDS

1221 Floral Parkway Suite 101  
Wilmington, NC 28403  
910-793-0440

## Miligan, Laris DMD PA

2250 Shipyard Boulevard, Suite 14  
Wilmington, NC 28409  
910-799-5000

## NHC ASSESSMENT

Naik-Azizi, Safia DDS  
215 Racine Drive, Suite 102  
Wilmington, NC 28405  
910-332-0270

MedNorth  
925 North Fourth Street  
Wilmington, NC 28401  
910-343-0270

Pierce, Hunter DDS  
1902 Glen Mead Road  
Wilmington, NC 28401  
910-762-0991

Robinson, Ronald DDS  
2520 Delaney Avenue  
Wilmington, NC 28401  
910-762-1772

Wulf, Walter DDS  
2253 Carolina Beach Road  
Wilmington, NC 28401  
910-343-0830

**Employment:**

A& B Personnel Services Incorporated  
1201 South 16<sup>th</sup> Street  
Wilmington, NC 28401  
910-251-0200 or 910-251-0505

Adecco Employment Services  
3610 South College Road, Suite D  
Wilmington, NC 28405  
910-452-4742

Ambassador  
803 College Road  
Wilmington, NC 28403  
910-452-4742

## NHC ASSESSMENT

American Staffing  
2394 Carolina Beach Road  
Wilmington, NC 28401  
910-772-9675

Kelly Services  
2508 Independence Boulevard  
Wilmington, NC 28403  
910-799-8250

Labor Ready  
1115 South Third Street  
Wilmington, NC 28401  
910-799-8250

Manpower  
323 Eastwood Road  
Wilmington, NC 28405  
910-256-0287

Premier Staffing Solutions  
3806 Park Avenue  
Wilmington, NC 28403  
910-793-1010

Youngblood Staffing  
2517 Delaney Avenue  
Wilmington, NC 28401  
910-799-0103

**Eye Care**

Atlantic Vision Center  
3910 Shipyard Boulevard  
Wilmington, NC 28403  
910-799-0478

## NHC ASSESSMENT

- Brown Surgical Eye Care  
1717 Shipyard Boulevard  
Wilmington, NC 28401  
910-796-8600
- Coastal Cape Fear Eye Associates  
1915 Tradd Court  
Wilmington, NC 28401  
910-762-0057
- Coastal Carolina Eye Clinic  
1120 Medical Center Drive  
Wilmington, NC 28401  
910-763-7316
- Coastal Vision Center  
33 South Kerr Avenue  
Wilmington, NC 28403  
910-792-0600
- Coleman and Whittemore  
919 South 16<sup>th</sup> Street  
Wilmington, NC 28401  
910-762-4004
- Crystal Vision  
5611 Carolina Beach Road  
Wilmington, NC 28412  
910-790-0212
- Doctors Vision Center  
1994 South 17<sup>th</sup> Street  
Wilmington, NC 28401  
910-254-9292
- Doctors Vision Center  
201 Racine Drive  
Wilmington, NC 28405  
910395-6050
- Doctors Vision Center  
8116 Market Street  
Wilmington, NC 28411  
910-686-8000

## NHC ASSESSMENT

Dr. Arnold Sobol  
251 North Front Street  
Wilmington, NC 28401  
910762-2020

Dr. Daniel Mottola  
4908 Wrightsville Avenue  
Wilmington, NC 28403  
910-791-2755

Dr. Michael Goins  
5030 Randall Parkway  
Wilmington, NC 28403  
910-392-0270

Eye Associates of Wilmington  
1729 New Hanover Medical Park Drive  
Wilmington, NC 28401  
910-763-3601

Eye Care Associates  
6825 Parker Farm Road  
Wilmington, NC 28411  
910-452-0554

Eye Care Center  
3901 Oleander Drive  
Wilmington, NC 28403  
910-395-2772

Family Vision Center  
4514 Oleander Drive  
Wilmington, NC 28403  
910-392-4414

Fanelli Eye Associates  
5311 South College Road  
Wilmington, NC 28412  
910-452-7225

Omni Eye Specialist  
818 B Pine Grove Drive  
Wilmington, NC 28403  
910-793-2010



**NHC ASSESSMENT**

Port City Eye Associates  
8262 Market Street  
Wilmington, NC 28411  
910-686-3396

Retina of Coastal Carolina  
1801 New Hanover Medical Park Drive  
Wilmington, NC 28401  
910-254-2023

Walmart Eye Center  
Market Street 910-793-1517  
Monkey Junction 910-793-1157

**Housing and Shelters**

Cape Fear Hotel Apartments  
121 Chestnut Street  
Wilmington, NC 28401  
910-762-0487

Domestic Violence Shelter  
Address provided with placement  
Wilmington, NC  
910-343-0703

First Fruit Ministries  
2750 Vance Street  
Wilmington, NC 28401  
910-343-6078

Good Shepherd House  
811 Martin Street  
Wilmington, NC 28401  
763-4424

Habitat for Humanity  
1208 South Third Street  
Wilmington, NC 28401  
910-762-4744

Hadden Hall Apartments I and II  
3625 Caswell Street  
Wilmington, NC 28403

## NHC ASSESSMENT

## Homeward Bound

820 North Second Street  
Wilmington, NC 28401  
910-762-7354

## Hopewood Low Income Apartments

1302 Martin Street  
Wilmington, NC 28401  
910-251-6349

## Open House

615 Shipyard Boulevard  
Wilmington, NC 28401  
910-392-7408

## Rescue Mission

502 Castle Street  
Wilmington, NC 28401  
910-343-0366

## Salvation Army Night Shelter

820 North Second Street  
Wilmington, NC 28401  
910-762-7354

## Sergeant Eugene Ashley Transitional Program

James Walker Apartments  
Wilmington, NC 28401  
910-362-0292

## Sherwood Village

1605 Robin Hood Road  
Wilmington, NC 28401  
910-254-1120

## Volunteers of America Willow Pond Domestic Violence

Address provided with placement  
Wilmington, NC  
910-763-4488

**NHC ASSESSMENT**

Wilmington Housing Authority  
1524 South 16<sup>th</sup> Street  
Wilmington, NC 28401  
910-341-7747

**Maternal Health and Breastfeeding**

New Hanover County Health Department  
2029 South 17<sup>th</sup> Street  
Wilmington, NC 28401  
910-798-6500

Breastfeeding Center of Wilmington  
4406 Wrightsville Ave  
Wilmington, NC 28403  
910-793-4110

Breast Pump Sales and Rentals  
108 Robert E Lee Drive  
Wilmington, NC 28409  
910-791-2853

La Leche League of Wilmington  
Locations Vary by Meeting  
Sylvia 910-512-3293  
Karin 910-452-4239

**Medical**

Abrons Family Practice  
1911 South 17<sup>th</sup> Street  
Wilmington, NC 28401  
910-7910-7840

Anjan Medical  
415 South College Road, Unit 18  
Wilmington, NC 28405  
910-793-4311

Bhat, Raja MD  
5106 Wrightsville Avenue  
Wilmington, NC 28403  
910-395-6400

## NHC ASSESSMENT

## Carolina Geriatrics

5919 Oleander Drive  
Wilmington, NC 28403  
910-799-5508

## Coastal Family Medicine Center

2523 Delaney Avenue  
Wilmington, NC 28401  
910-763-5522

## Coastal Family Practice Internal Medicine

2207 Delaney Avenue  
Wilmington, NC 28401  
910-763-3481

## Coastal Internal Medicine

2032 South 17<sup>th</sup> Street  
Wilmington, NC 28401  
910-796-3735

## Dawson Street Family Practice

608 Dawson Street  
Wilmington, NC 28401  
910-667-0471

## Down Town Clinic

119 Chestnut Street  
Wilmington, NC 28401  
910-762-5588

## Georgiev, Boyan MD

1908 Meeting Street  
Wilmington, NC 28401  
910-342-9969

## Hanover Internal Medicine

1912 Meeting Court  
Wilmington, NC 28401  
910-342-0096

## Impulse Internal Medicine

108 North Kerr Avenue  
Wilmington, NC 28405  
910-395-0208

## NHC ASSESSMENT

Intracoastal Internal Medicine  
4114 Shipyard Boulevard  
Wilmington, NC 28403  
910-332-0701

Magnolia Family Medicine  
1615 Doctors Circle  
Wilmington, NC 28401  
910-772-1772

Masonboro Family Medicine  
6419-A Carolina Beach Road  
Wilmington, NC 28412  
910-790-3660

New Hanover Community Health Center  
925 North Fourth Street  
Wilmington, NC 28401  
910-343-0270

New Hanover Regional Medical Center Physicians Group  
1960 South 16<sup>th</sup> Street  
Wilmington, NC 28401  
910-343-9991

7420 Market Street  
Wilmington, NC 28411  
910-686-2525

5145 Carolina Beach Road  
Wilmington, NC 28412  
910-792-1144

Patient Centered Care  
3808 Peachtree  
Wilmington, NC 28403  
910-799-6262

## NHC ASSESSMENT

## Pelican Family Medicine

5429 Wrightsville Avenue  
Wilmington, NC 28403  
910-792-1001

5905-8 Carolina Beach Road  
Wilmington, NC 28412  
910-332-7900

## Port City Medical Associates

1230 Medical Center Drive  
Wilmington, NC 28401  
910-762-1190

## Senior Health Associates

1709 South 16<sup>th</sup> Street, Suite A  
Wilmington, NC 28401  
910-452-8633

## Shipyard Medical Center

2632-3 Carolina Beach Road  
Wilmington, NC 28401  
910-794-3939

## Southeastern Medical Group

637 South Kerr Avenue  
Wilmington, NC 28403  
910-799-1810

## Southside Medical Group

1925 A Oleander Drive  
Wilmington, NC 28403  
910-790-9949

## Wilmington Health Associates

1202 Medical Center Drive  
Wilmington, NC 28401  
910-341-3300

8108 B Market Street  
Wilmington, NC 28411  
910-686-2099

1300 Bridge Barrier Road  
Carolina Beach, NC 28428  
910-458-4101

**NHC ASSESSMENT**

Wilmington Primary Care  
1990 South 16<sup>th</sup> Street  
Wilmington, NC 28401  
910-762-7071

Wrightsville Beach Family Medicine  
1711 Allens Lane  
Wilmington, NC 28405  
910-344-8900

**Mental Health and Substance Abuse**

A Caring Heart Case Management  
2541 South 17<sup>th</sup> Street  
Wilmington, NC 28401  
910-332-3513

A Helping Hand of Wilmington  
5013 Wrightsville Avenue  
Wilmington, NC 28403  
910-796-6868

Access Family Services  
4000 Shipyard Boulevard  
Wilmington, NC 28409  
910-763-3166

ACI Support Specialist  
1015 Ashes Drive  
Wilmington, NC 28403  
910-763-3166

Acts Community Services  
108 North Kerr Avenue  
Wilmington, NC 28403  
910-794-7259

Arc of North Carolina  
5041 New Centre Drive, Suite 120  
Wilmington, NC 28403  
910-791-9022

## NHC ASSESSMENT

## Assisted Care

3408 Wilshire Boulevard  
Wilmington, NC 28403  
910-7663-9933

## Cape Fear Case Management and Counseling Services, LLC

4536 Technology Drive, Suite 2  
Wilmington, NC 28405  
910-399-6184

## Community Care of the Lower Cape Fear

Wilmington, NC 28405  
910-332-9543  
1-800-953-0203

## Community Support Specialists, LLC

1316 South 16<sup>th</sup> Street  
Wilmington, NC 28401  
910-763-3644

## Compass Adult Care, Inc

4000 Shipyard Boulevard, Suite 130  
Wilmington, NC 28409  
910-763-3166

## Coastal Care

Wilmington, NC 28403  
Customer Service – 1-855-250-1539  
Crisis Line – 1-866-875-1757

## Delta Behavioral Health

1920 Tradd Court  
Wilmington, NC 28401  
910-343-6890

## East Coast Solutions

605 Nixon Street, Unit 3  
Wilmington, NC 28401  
910-251-8930

## Easter Seals UCP North Carolina and Virginia, Inc

33 Darlington Avenue  
Wilmington, NC 28403  
910-790-5921



## NHC ASSESSMENT

## Eldo, Inc

1805 Castle Street  
Wilmington, NC 28403  
910-762-3118

## Evergreen Behavioral Management, Inc

1911 South 17<sup>th</sup> Street  
Wilmington, NC 28401  
910-791-9625

## Family Focused, LLC

2210 Wrightsville Ave, Suite 1-A  
Wilmington, NC 28403  
910-763-8611

## Physician Alliance for Mental Health

4130 Oleander Drive  
Wilmington, NC 28403  
910-274-0962

14 South 16<sup>th</sup> Street  
Wilmington, NC 28401  
910-251-3421

## RHA Behavioral Health

503 Covil Avenue, Suite 102  
Wilmington, NC 28403  
910-332-5734

The Harbor of RHA  
2023-1 South 17<sup>th</sup> Street  
Wilmington, NC 28401  
910-632-2191

## Strategic Behavior Center

2050 Mercantile Drive  
Leland, NC 28451  
910-371-2500

**Nursing Homes**

## Autumn Care of Myrtle Grove

5725 Carolina Beach Road  
Wilmington, NC 28412  
910-792-1455

## NHC ASSESSMENT

Azalea Health and Rehabilitation Center  
3000 Independence Boulevard  
Wilmington, NC 28412  
910-392-3110

Brithaven of NorthChase  
3015 Enterprise Drive  
Wilmington, NC 28405  
910-791-3451

Cedar Cove  
4200 Jasmine Cove Way  
Wilmington, NC 28412  
910-395-5220

Clare Bridge of Wilmington  
3501 Converse Drive  
Wilmington, NC 28403  
910-790-8004

Commons of Brightmore  
2320 41<sup>st</sup> Street  
Wilmington, NC 28403  
910-350-1980

Cornelia Nixon Davis Health Care Center  
1011 Porters Neck Road  
Wilmington, NC 28411  
910-686-7195

Elderhouse PACE at Canterbury  
2220 South 17<sup>th</sup> Street  
Wilmington, NC 28401  
910-343-8208

Fannie Norwood Memorial Home  
501 South 15<sup>th</sup> Street  
Wilmington, NC 28401  
910-762-0209

Hermitage House  
4724 Castle Hayne Road  
Castle Hayne, NC 28429  
910-675-2988

## NHC ASSESSMENT

Kindred Transitional Care and Rehabilitation  
2006 South 16<sup>th</sup> Street  
Wilmington, NC 28401  
910-763-6271

Liberty Commons of Racine  
121 Racine Drive  
Wilmington, NC 28405  
910-452-4070

Lutheran Home Wilmington Inc Trinity Grove  
631 Junction Creek Drive  
Wilmington, NC 28412  
910-442-3000

New Hanover House  
3915 Stedwick Court  
Wilmington, NC 28412  
910-799-0550

Pacifica Senior Center  
2744 South 17<sup>th</sup> Street  
Wilmington, NC 28401  
910-762-2779

Sherwood Manor Rest Home  
1605 Robinhood Road  
Wilmington, NC 28401  
910-762-9531

Silver Stream  
2305 Silver Stream Lane  
Wilmington, NC 28401  
910-362-3621

Spring Arbor of Wilmington  
809 John D Berry Drive  
Wilmington, NC 28412  
910-799-4999

Wilmington Health and Rehab Center  
820 Wellington Avenue  
Wilmington, NC 28401  
910-343-0425

**NHC ASSESSMENT****Occupational Therapy**

Coastal Rehab Hospital  
2131 South 17<sup>th</sup> Street  
Wilmington, NC 28401  
910-815-5793

Coastal Physical Therapy  
2840 South College Road  
Wilmington, NC 28412  
910-815-5328

Well Care  
2715 Ashton Drive  
Wilmington, NC 28412  
452-1555

Wilmington Physical Therapy  
2246 Yaupon Drive  
Wilmington, NC 28401  
910251-1818

**Parks and Recreation**

1898 Park  
1018 North Third Street  
Wilmington, NC 28401

Alderman Park  
3800 Canterbury Road  
Wilmington, NC 28403  
910-341-7855

Anne McCrary Park  
4000 Randall Parkway  
Wilmington, NC 28403  
910-341-7852

Archie Blue Park  
1306 Stanley Street  
Wilmington, NC 28401  
910-341-7852

## NHC ASSESSMENT

- Arrow Head Park  
720 Arnold Road  
Wilmington, NC 28412  
910798-7275
- Bailey Park  
20 North Front Street  
Wilmington, NC 28401  
910-341-7852
- Beaumont Park  
101 Wayne Drive  
Wilmington, NC 28401  
910-341-7852
- Bicentennial Park  
206 North Fifth Street  
Wilmington, NC 28401  
910-341-7852
- Bijou Park  
209 North Front Street  
Wilmington, NC 28401  
910-341-7852
- Blue Clay Road Bike Park  
3840 Blue Clay Road  
Wilmington, NC 28405  
910-798-2275
- Boxing and Fitness Center  
401 South Eighth Street  
Wilmington, NC 28401  
910-341-7872
- Cameron Park  
245 Southern Boulevard  
Wilmington, NC 28401  
910-341-7852
- Cape Fear Optimist Park  
3222 North Kerr Avenue  
Wilmington, NC 28405  
910-798-7275

## NHC ASSESSMENT

Carolina Beach Lake Park  
1 Second Street South  
Carolina Beach, NC 28428  
910-458-2977

Carolina Beach Recreation Center  
1121 B North Lake Park Boulevard  
Carolina Beach, NC 28428  
910-458-2977

Castle Hayne Park  
4700 Old Avenue  
Castle Hayne, NC 28429  
910-798-7275

Church and Nunn Park  
1922 Nunn Street  
Wilmington, NC 28401  
910-341-7852

City Golf Course  
311 South Wallace Avenue  
Wilmington, NC 28403  
910-791-0558

Claude Hall Park  
200 South Water Street  
Wilmington, NC 28401  
910-341-7852

Coastal Horizons Ropes Course  
3807 Juvenile Center Road  
Castle Hayne, NC 28429  
910-798-7275

Cross City Trail  
Wilmington, NC  
910-341-7852

Dram Tree Park  
602 Surry Street  
Wilmington, NC 28401  
910-341-7852

## NHC ASSESSMENT

## Empie Park

3405 Park Avenue  
Wilmington, NC 28403  
910-341-4631

## Fit for Fun Center

302 South Tenth Street  
Wilmington, NC 28401  
910-341-4630

## Flemington Soccerplex

205 Sutton Steam Plant Road  
Wilmington, NC 28401  
910-798-7275

## Freeman Park

1800 Canal Drive  
Carolina Beach, NC 28428  
910-458-2977

## Godwin Ball Field

215 Shipyard Boulevard  
Wilmington, NC 28401  
910-343-3682

## Greenfield Park

1739 Burnett Boulevard  
Wilmington, NC 28401  
910-341-7852

## Halyburton Park

4099 South 17<sup>th</sup> Street  
Wilmington, NC 28409  
910-341-0075

## Hanover Heights Park

801 Adelaide Drive  
Wilmington, NC 28401  
910-341-7852

## Hemenway Center Park

507 McRae Street  
Wilmington, NC 28401  
910-341-7833

## NHC ASSESSMENT

Hugh MacRae Athletic Complex  
4305 Shipyard Boulevard  
Wilmington, NC 28403  
910-798-7275

Hugh MacRae Park  
314 Pine Grove Drive  
Wilmington, NC 28403  
910-798-7275

Innis Park  
102 North Third Street  
Wilmington, NC 28401  
910-341-7852

James E.L. Wade Park  
3500 Bethel Road  
Wilmington, NC 28403  
910-341-7855

Kennedy Park  
2108 Plaza Drive  
Wilmington, NC 28401  
910-341-7852

Kings Grant Park  
5027 Lord Byron Road  
Wilmington, NC 28405  
910-798-7275

Legion Stadium  
2131 Carolina Beach Road  
Wilmington, NC 28401  
910-341-7855

Maides Park  
1101 Manley Avenue  
Wilmington, NC 28403  
910-341-7867

MarStella Park  
202 Marstella Street  
Wilmington, NC 28401  
910-341-7852



## NHC ASSESSMENT

Monterey Heights Park  
401 Cathay Road  
Wilmington, NC 28412  
910-798-7275

Mothers Park  
3210 Camden Circle  
Wilmington, NC 28403  
910-341-7852

Myrtle Grove Athletic Complex  
901 Piner Road  
Wilmington, NC 28409  
910-798-7275

Northside Park  
610 Bess Street  
Wilmington, NC 28401  
910-341-7852

Nunalee Park  
416 South 17<sup>th</sup> Street  
Wilmington, NC 28401  
910-341-7852

Ogden Park  
600 Ogden Park Drive  
Wilmington, NC 28405  
910-798-7275

Olsen Park  
5510 Olsen Park Lane  
Wilmington, NC 28405  
910-343-3682

Optimist Park  
1650 South Front Street  
Wilmington, NC 28401  
910-341-7852

Parkwood Recreation Area  
4827 Canetuck Road  
Wilmington, NC 28405  
910-798-7275

## NHC ASSESSMENT

## Rankin Park

400 North 10<sup>th</sup> Street  
Wilmington, NC 28401  
910-341-7852

## River Road Park

6500 River Road  
Wilmington, NC 28412  
910-798-7275

## Riverside Park

6710 Old Bridge Site Road  
Castle Hayne, NC 28429  
910-798-7275

## Riverwalk

Nunn Street (Downtown)  
Wilmington, NC 28401  
910-341-7852

## Robert Strange Park

401 South Eighth Street  
Wilmington, NC 28401  
910-341-7866

## Smith Creek Park

633 Shenandoah Drive  
Wilmington, NC 28401  
910-798-7275

## Snows Cut Bike Path

Carolina Beach, NC 28428  
910-458-2977

## Snows Cut Park

9420 River Road  
Wilmington, NC 28412  
910-798-7275

## Southgate Park

201 Pershing Court  
Wilmington, NC 28403  
910-341-7852

## NHC ASSESSMENT

## Summer Rest Trail

1981 Eastwood Road  
Wilmington, NC 28405  
910-798-7275

## Sunset and Adams Park

250 Sunset Avenue  
Wilmington, NC 28403  
910-341-7852

## The Arboretum

6206 Oleander Drive  
Wilmington, NC 28403  
910-798-7852

## Thomas B. Lilly Park

910 Wooster Street  
Wilmington, NC 28401  
910-341-7852

## Tower Park

910 Wooster Street  
Wilmington, NC 28401  
910-341-7852

## Trails End Park

615 Trails End Road  
Wilmington, NC 28409  
910-798-7275

## Triangle Parks

2900 Wrightsville Avenue  
Wilmington, NC 28403  
910-341-7275

## Veterans Park

835 Halyburton Memorial Parkway  
Wilmington, NC 28412  
910-798-7275

## Wallace Park

2110 Market Street  
Wilmington, NC 28401  
910-341-7852

**NHC ASSESSMENT****Pediatricians**

Cape Fear Pediatrics  
3505 Converse Drive, Suite 200  
Wilmington, NC 28409  
910-799-5508

Carolina Pediatrics  
715 Medical Center Drive  
Wilmington, NC 28401  
910-763-2476

Children's Clinic  
2421 Silver Stream Lane  
Wilmington, NC 28401  
910-763-2072

Children's Clinic – North Chase  
4320 Henderson Drive  
Wilmington, NC 28405  
910-350-1787

Knox Clinic  
2304 Delaney Avenue  
Wilmington, NC 28403  
910-763-3349

Pediatric Center  
1914 Glen Meade Road  
Wilmington, NC 28403  
910-762-2651

Seaside Pediatrics  
1606 Wellington Avenue  
Wilmington, NC 28401  
910-452-1999

**Special Needs**

Autism Society of North Carolina  
4701 -1 Wrightsville Avenue  
Wilmington, NC 28403.3  
910-332-0261

## NHC ASSESSMENT

Cape Fear Community College Basic Skills Department  
411 North Front Street  
Wilmington, NC 28401  
910-362-7457

Cape Fear Literacy Council  
1012 South 17<sup>th</sup> Street  
Wilmington, NC 28401  
910-251-0911

Catholic Charities  
4006 Princess Place Drive  
Wilmington, NC 28401  
910-251-8130

Child Advocacy Commission  
1401 39<sup>th</sup> Street  
Wilmington, NC 28403  
910-791-1057

Child Development Center  
3802 Princess Place Drive  
Wilmington, NC 28405  
910-343-4245

Children's Developmental Services Agency  
3311 Burnt Mill Drive, Suite 100  
Wilmington, NC 28403  
910-251-5817

Coastal Enterprises  
1214 Kidder Street  
Wilmington, NC 28401  
910-763-3424

Easter Seals UCP  
500 Military Cutoff Road  
Wilmington, NC 28405  
910-392-0080

Eastern North Carolina Early Intervention Program  
3311 Burnt Mill Drive  
Wilmington, NC 28403  
910-251-2726

**NHC ASSESSMENT**

Family Support Network  
4701-1 Wrightsville Avenue  
Wilmington, NC 28403  
910-792-6133

First in Families  
5041 New Center Drive  
Wilmington, NC 28403  
910-350-2737

New Hanover County Department of Social Services  
1650 Greenfield Street  
Wilmington, NC 28401  
910-798-3400

Smart Start of New Hanover County  
3001 Wrightsville Avenue  
Wilmington, NC 28403  
910-815-3731

Therapeutic Horseback Ridding  
6021 Wrightsville Avenue  
Wilmington, NC 28403  
910-791-6502

5513 Sidbury Road  
Wilmington, NC 28429  
910-791-6502

UCP –ECHOES  
3333 M Wrightsville Avenue  
Wilmington, NC 28403  
910-392-7003

Wilmington TEACCH  
1320 South 16<sup>th</sup> Street  
Wilmington, NC 28401  
910-251-5700

**Speech Therapy**

Azalea Coast Therapy  
313 Walnut Street, Suite 18  
Wilmington, NC 28401

## NHC ASSESSMENT

Coastal Speech Services  
 2840 South College Road  
 Wilmington, NC 28405  
 910-397-4681

Fix N 2 Talk  
 101 South McMillan Drive  
 Wilmington, NC 28403  
 910-794-9550

Progressive Speech Services, Inc  
 5023 Wrightsville Ave  
 Wilmington, NC 28403  
 910-397-2892

Speech for Kids  
 1651 Verrazano Drive  
 Wilmington, NC 28405  
 910367-5439

Therapy Speech and Language Services  
 122 Brook Wood Avenue  
 Wilmington, NC 28403  
 910-762-4149

Therapy Works of Wilmington  
 4183 Abbington Terrace  
 Wilmington, NC 28403  
 910-862-5104

**Transportation**

Department of Social Services  
 1650 Greenfield Street  
 Wilmington, NC 28401  
 910-798-3400

Family Self Sufficiency Program  
 910-341-3217

Provides transportation if resident is not on a bus line, after hours, and if transportation will help them meet their goals.

Recreation Directors  
 910-341-7866

Access to vans for transportation of groups to recreational outings.

NHC ASSESSMENT

Wave Transit

1110 Castle Street  
 Wilmington, NC 28401  
 910-772-7942

DART Program

Provides a van specially equipped with a wheelchair lift and wheelchair restraints. Fares are \$4.00 per person each way. The service does not provide an assistant or aide; however the paid fee allows for one assistant to ride.

**Unit Five – The Health Workforce**

The healthcare workforce in New Hanover County, NC has been stable but there are shortages of mid level caregivers, no different than many areas of the country. The focus of the community programs are to provide information and recruit into the healthcare field. There are many programs that help provide this information but the main one in this area is Southeast Area Health Education Center (SEAHEC).



According to [www.seahec.org](http://www.seahec.org), SEAHEC covers a five county area and features the following programs:



## NHC ASSESSMENT

### CSI Waccamaw

CSI (Careers in Science Investigation) has been designed to offer middle school students at Waccamaw Elementary more information about health careers and opportunities to conduct scientific experiments that relate to the human body.

### Health Career Education Awareness Conference

Held each fall semester, this program provides school counselors and educators with information to heighten knowledge and awareness of the resources that are available for those who counsel students about careers.

### Health Careers Symposium

An annual event that takes place each spring semester on the campus of the University of North Carolina at Wilmington. This one-day session offers area high school students the opportunity to meet health care professionals and discuss career preparation.

### Health Careers Awareness Puppet Shows

An interactive presentation that features a video and puppets as the characters teach elementary students about healthy behaviors and health careers.

### Camp BONES (Brigade of Nurse Exploring Seahawks)

This program provides middle school students with an in-depth look into the nursing profession. The participants receive instruction on anatomy and physiology, biology, CPR, first aid and nurse shadowing.

## NHC ASSESSMENT

### Bilingual Biotechnology

This is a two-week period of discovery for elementary and middle school age Hispanic/Latino students from Brunswick County. They explore science, technology and the fundamentals of life science concepts through laboratory and outdoor experiments.

The geriatric population of New Hanover County is the fastest growing age group. The largest age group is ages 24-44 years old. The percentage of the population that are retiring almost equals the percentage of the population that are entering the workforce (QuickFacts.org, 2013). For sustainability, these programs must target these high school and college graduates and steer them in the direction of the healthcare workforce.

### **Unit Six – Recommendations**

New Hanover County is fortunate that there is a wealth of programs and organizations already established to provide assistance to persons in need. Unfortunately, many persons, including healthcare providers, are unaware of the resources that are available to provide assistance. This is the area where Community Paramedics will make the biggest impact. Rather than being providers of a sole service, the Community Paramedics will function as Healthcare Liaisons, guiding persons in need to the appropriate resources in a timely manner.

#### 1a. Obesity -- Problem

- 80% of New Hanover County residents do not eat the recommended number of fruits and vegetables daily.
- The only existing programs to promote healthy eating are targeting children.

## NHC ASSESSMENT

- The national average of fast food restaurant percentage is 27%, while New Hanover County sits at 43%.

### 1b. Obesity – Solutions

- Collaborate with the large employers in the county to discuss nutritional plans.
- Expand the scope of current programs to include college students and employees of educational institutions.
- Work with local legislation to allow and encourage farmers markets and local produce stands. (And accept EBT and WIC as payment)

### 2a. Substance Abuse -- Problem

- Year over year problem, with increasing numbers consistently.
- No public awareness of the issues.
- Ranked as the tenth “Drunkest” city in America.
- 46.9% of New Hanover County high school students have drunk alcohol in the past 30 days.
- Rapidly increasing number of unintentional overdose deaths from the use of prescription medications.

### 2b. Substance Abuse – Solutions

- Work with local legislation to require “Problem Drinking” signage in all establishments that serve alcohol. (Similar to “Problem Gambling” signs in all casinos)

## NHC ASSESSMENT

- Coordinating with existing substance abuse programs, to provide a different point of view from what has previously been taught.
- Serve as a bridge between persons needing assistance and established treatment programs, helping them locate the appropriate program.
- Project Lazarus is currently being piloted in the county. Provide assistance in identifying subjects in need of this initiative.

### 3a. Transportation – Problems

- Limited low or no cost transportation available in the county.
- This leads to an inability to get to scheduled healthcare appointments.

### 3b. Transportation – Solutions

- Utilize the New Hanover Health Network's volunteer program to expand the free shuttle service area.
- Encourage Wave Transit and taxi companies to offer low or no cost transport in the event of a medical need.

### 4a. Emergency Department and EMS: Inappropriate Use – Problems

- Many uninsured use EMS and the ED as their primary care service.
- Physicians will send a stable patient to the ED by EMS, instead of directly admitting them to the hospital.
- Skilled Care Facilities lack proper preventative care.

### 4b. Emergency Department and EMS: Inappropriate Use – Solutions

## NHC ASSESSMENT

- Focusing on “Familiar Faces” and “Familiar Places” in the county, with the goal of directing them to appropriate resources based on complaints.
- Working with physicians groups and the hospitalists to improve the patient admission process.
- Provide education and perform visits to skilled care facilities to verify proper preventative care is being performed.

### 5a. Lung Cancer – Problems

- Deadliest form of cancer in New Hanover County.
- Little to no public awareness of the issue.

### 5b. Lung Cancer – Solutions

- Provide health screenings in “Familiar Places” around the county, identifying risk factors for disease.
- Encourage and support smoking cessation programs.
- Utilize various media outlets to provide community education on this subject.

### 6a. Mental Health – Problems

- Higher than state average incidence of suicide among white males.
- Recent lack of funding has closed or limited several mental health programs.
- Current practice for all mental health 911 calls is to transport the patient to the ED.

## NHC ASSESSMENT

## 6b. Mental Health – Solutions

- Obtain Crisis Intervention Training (CIT) certification, and then provide education to local EMS providers.
- Partner with established mental health providers and the mobile crisis team to provide a response to subjects in crisis.
- Assist in determining alternative transportation destinations for subjects in crisis if the ED is not the most appropriate resource.

### References

2011 New Hanover County Community Assessment. (n.d.). *New Hanover County Government*.

Retrieved December 5, 2013, from <http://www.nhcgov.com/Health/health-reports/Documents/Community%20Health%20Assessments/New%20Hanover%20County%20Community%20Health%20Assessment%202011.pdf>

2012 New Hanover County State of the County Report. (n.d.). *New Hanover County*

*Government*. Retrieved December 5, 2013, from <http://www.nhcgov.com/Health/health-reports/Documents/2012%20State%20Of%20The%20County%20Health%20Report.pdf>

American Community Survey. (n.d.). *Main*. Retrieved December 4, 2013, from

<https://www.census.gov/acs/www/>

BRFSS 2001 - New Hanover County: (Heavy Drinking\*). (n.d.). *BRFSS 2001 - New Hanover*

*County: (Heavy Drinking\*)*. Retrieved December 5, 2013, from

<http://www.schs.state.nc.us/schs/brfss/2001/newh/rf10.html>

EUE/Screen Gems Studios in Wilmington, NC. (n.d.). *Screen Gems*. Retrieved December 5,

2013, from <http://studios.euescreengems.com/nc/>

Health Atlas. (n.d.). *NC SCHS: Statistics and Reports: : BRFSS*. Retrieved December 5, 2013,

from <http://www.schs.state.nc.us/data/hsa/brfss.htm>

Healthy North Carolina 2020: A Better State of Health. (n.d.). *NC Dept of Health and Human*

*Services*. Retrieved December 5, 2013, from

<http://publichealth.nc.gov/hnc2020/docs/HNC2020-FINAL-March-revised.pdf>

Local Area Unemployment Statistics Map. (n.d.). *Map*. Retrieved December 5, 2013, from

<http://data.bls.gov/map/MapToolServlet?state=37&datatype=unemployment&year=2013&period=M06&survey=la&map=county&seasonal=u>

## NHC ASSESSMENT

Most recent unemployment rates

NC AHEC - North Carolina Area Health Education Centers Program. (n.d.). *NC AHEC - North Carolina Area Health Education Centers Program*. Retrieved December 5, 2013, from <http://www.ncahec.net/stories/>

Map of the SEAHEC coverage area.

New Hanover County QuickFacts from the US Census Bureau. (n.d.). *New Hanover County QuickFacts from the US Census Bureau*. Retrieved December 5, 2013, from <http://quickfacts.census.gov/qfd/states/37/37129.html>

Rankings | County Health Rankings & Roadmaps. (n.d.). *County Health Rankings & Roadmaps*. Retrieved December 4, 2013, from <http://www.countyhealthrankings.org/>

Seahec.org. (n.d.). *Welcome to SEAHEC!*. Retrieved December 5, 2013, from <http://www.seahec.org> Description of the SEAHEC organization and the resources they provide.